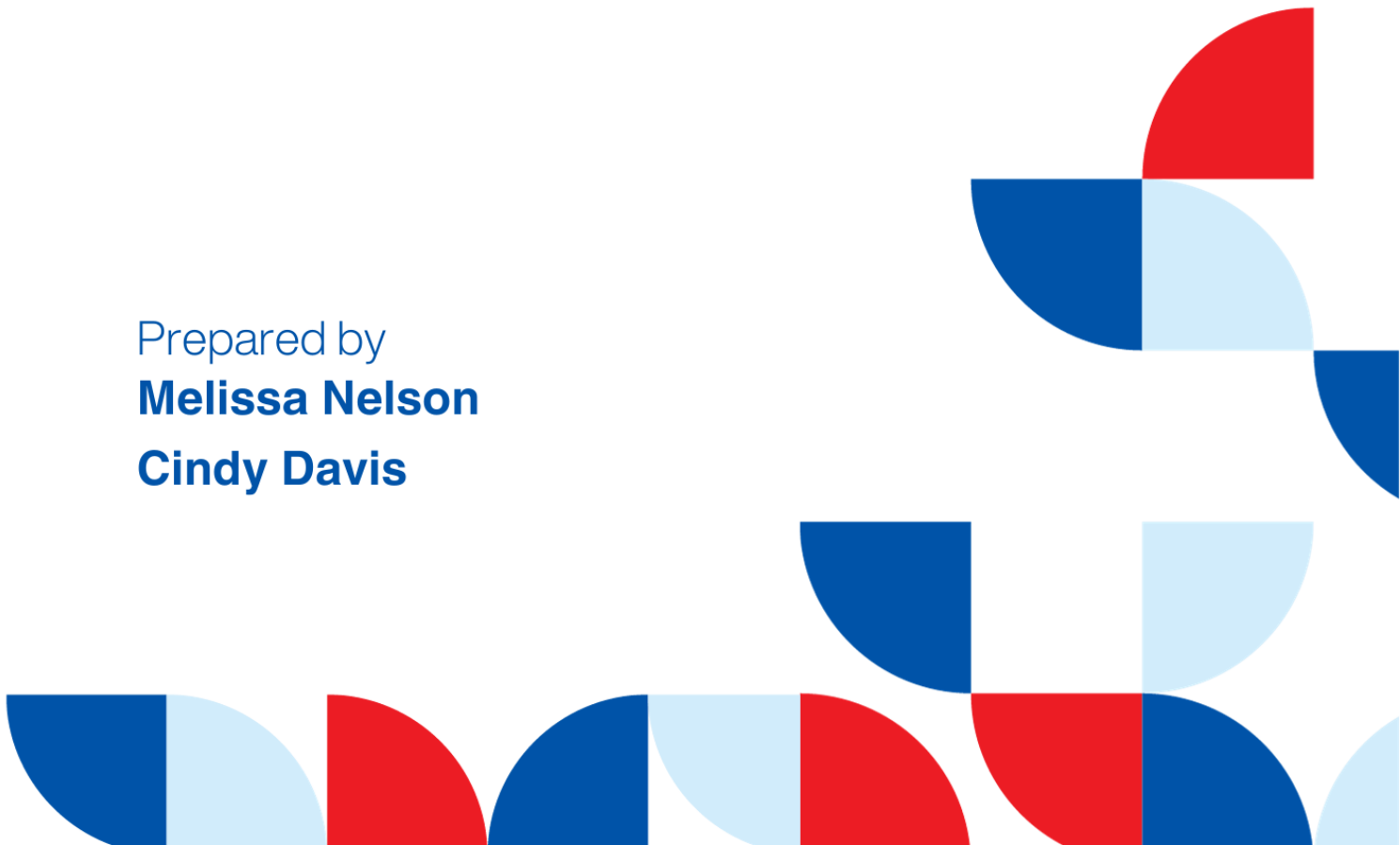





# Annual Report 2023

Prepared by  
**Melissa Nelson**  
**Cindy Davis**



# 2023 Annual Report

In 2023, NICAO served **11,627** (↑ 82) individuals in 5,406 households, equivalent to 1 in 12 people in our service area.




**37%** of those NICAO served were children under the age of 18.

**12%** of those children were under the age of 5 years old.



**89%** of adults served by NICAO completed high school.



**19%** of those had some post secondary degree, **17%** hold a college degree.

NICAO has **295** organizations both public and private to expand resources and opportunities in order to achieve family and community outcomes.



2023 Health and Human Services (HHS) Poverty Guidelines					
	100%	130%	150%	185%	200%
	of poverty	of poverty	of poverty	of poverty	of poverty
# persons					
1	\$14,580	\$18,954	\$21,870	\$26,973	\$29,160
2	\$19,720	\$25,636	\$29,580	\$36,482	\$39,440
3	\$24,860	\$32,318	\$37,290	\$45,991	\$49,720
4	\$30,000	\$39,000	\$45,000	\$55,500	\$60,000
5	\$35,140	\$45,682	\$52,710	\$65,009	\$70,280
6	\$40,280	\$52,364	\$60,420	\$74,518	\$80,560
7	\$45,420	\$59,046	\$68,130	\$84,027	\$90,840
8	\$50,560	\$65,728	\$75,840	\$93,536	\$101,120
*	\$5,140	\$6,682	\$7,710	\$9,509	\$10,280

\* For each additional person in the household over 8 persons

NICAO has provided information and referrals to **561** individuals (↑ 92).

Access to financial assistance was provided to **6,966** households (↑ 232).

NICAO completed **718** VITA / EITC tax returns in 2023 (↑ 29).

**42%** of the population NICAO served earned some or all of their income from employment.

**84%** received a Pension or Social Security Benefit.

**50%** of the population served by NICAO earned less than 100% of the federal poverty level.

## Funding

77% - Federal

9% - State

9% - Private

6% - In-kind

Federal Funding	
Dept. of Health and Human Services	\$8,520,812
US Dept. of Agriculture	\$1,078,188
US Dept. of Energy	\$0
US Dept. of Treasury	\$2,712
<b>Total</b>	<b>\$9,596,712</b>
State Funding	
Iowa Dept. of Education	\$298,194
Iowa Dept. of Human Services	\$188,626
Iowa Dept. of Public Health	\$663,476
<b>Total</b>	<b>\$1,145,296</b>
Private Funds	
<b>Total</b>	<b>\$1,072,680</b>
In-Kind Contributions	
Value of Donated Goods	\$2,923
Value of In-Kind Services	\$699,708
<b>Grant Total</b>	<b>\$12,517,314</b>

**20** children were served in EHS (0-3 years old)

**249** children were served in HS (3-5 years)

**98%** of all children demonstrated skills for school readiness (↑ **10%**).

**98%** demonstrated positive approaches to learning, including improved attention skills (↑ **10%**).

**99%** demonstrated improved emergent literacy skills (↑ **16%**).



In 2023, NICAO provided emergency services to **4,640** individuals.

Services provided include: emergency fuel or utility payment, emergency rent or mortgage payment, emergency car or home repair, transportation, clothing, and medical care.



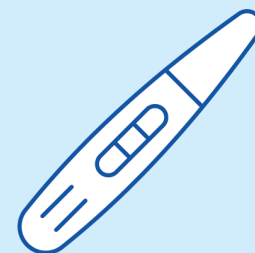
NICAO provided **73** homes with home maintenance and or improvements.

**5,220** households received utility payment assistance to help with utility costs (↑ **468**).



NICAO served **212** individuals in their Maternal Health Program.

**100%** obtained a medical home (↑ **41%**).



**41** individuals served through Community Partners and FaDSS demonstrated improved mental and behavioral health and well being.

The Community Partners Program assisted **48** individuals to maintain an independent living situation.



The Women, Infants and Children (WIC) Program provided nutrition services to **3,979** individuals monthly (↑ **79**).

The Ryan White HIV Program provided services to **58** individuals living with HIV (↑ **5**).



**70%** of households with a goal in housing in our FaDSS & United Way Housing programs obtained safe & affordable housing.



**511** total volunteers donated 1,058 hours to the agency.

Of those, **380** were low-income with 939 hours.

(↑ **209** more total volunteers).

